




## INDIGO LEVEL EQUAGILITY December 2024

This is a two phase class, there are only five obstacles to negotiate. First you must complete the five obstacles on the ground using lead rein, neck rein or liberty. Then with a neck rope only or nothing on the horse at all mount the horse and ride through the obstacles at the same pace as on the ground.

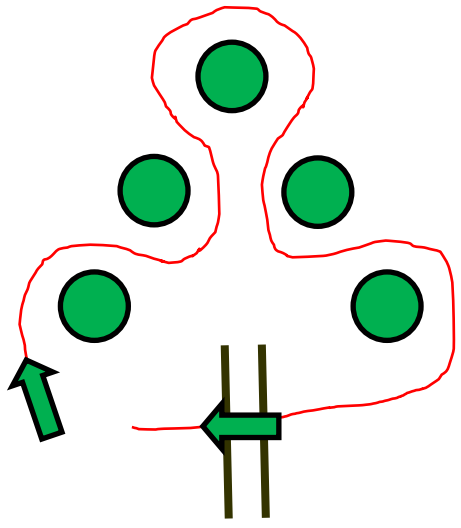
For safety bridles and saddles are allowed (with or without trees), you may use a bareback pad (no stirrups) or saddle blanket and surcingles or ride bareback. If you use the bridle rein you will lose marks. The filming must be continuous without a break between the groundwork and the ridden part so put any saddle onto your horse before you start. You may wish to put the bridle on between the groundwork and the ridden work. **THINK SAFETY AT ALL TIMES. DO NOT TAKE CHANCES** you will not be judged on your riding style but your ability to be with your horse as he carries you around the course. **Closing date for entries is 24th December 2024 WHEN YOUR ENTRY IS RECEIVED BY THE CLUB OFFICE YOU WILL BE SENT A UNIQUE ENTRY CODE. IF YOU DO NOT RECEIVE THIS CODE PLEASE CONTACT THE CLUB BY EMAIL - YOUR ENTRY IS NOT VALID WITHOUT THIS CODE. . REMEMBER you must keep your lead rope/ neck rope loose and keep moving forward between obstacles with no circling. If you do have a tight lead rope or neck rope, or a stop or circle BETWEEN obstacles you will lose a mark from the next obstacle's score.**

**Groundwork:** using lead rein, neck rein or liberty.

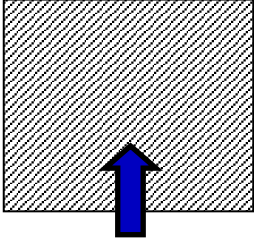
**Ridden:** rope around the neck  
 THIS COURSE IS THE SAME AS ORANGE WHERE YOU CAN HAVE TWO REINS ATTACHED TO A HALTER, ONE REIN THAT CAN CHANGE SIDES AND A ROPE AROUND THE NECK.  
 IT IS ALSO THE SAME AS BLUE WHERE YOU CAN HAVE ONE REIN THAT CANNOT CHANGE SIDES AND A ROPE AROUND THE NECK.



**3. Ice Flow.** FILL a square of poles with plastic bottles or crumpled up balls of paper or similar. You will lose marks if we can see the floor. Walk your horse through the square, handler can be anywhere on the ground. Follow the arrow!



**4. Christmas tree.** Create this pattern with five cones or markers. Horse to weave around the cones following the RED LINE.  
**5. Pole.** After the weave, continue following the red line to walk over the trunk of the tree. Horse to walk over two poles placed on the ground without touching them.



**2. Icy pond.** Horse to trot across tarpaulin. Handler can be anywhere on the ground.

**FINISH**



**START**

**1. Christmas Costume.** Dress your horse in a seasonal hat, antlers, wreath, beard or other suitable outfit and let him wear it for the whole course. For the ridden section the rider WHILE SITTING ON THE HORSE must put something on himself!

**NOTE CLOSING DATE IS 24th December Christmas theme optional.**