

Walking Only Class WO5(ponies), WO6(horses) and WO5d (donkeys and mules) December 2024 Medium Level, 10 Obstacles each out of 10

Please access your personal profile to see at which level you are currently working .
THE JUDGE MUST HEAR THE REAL SOUND! DO NOT INCLUDE MUSIC OR A VOCAL COMMENTARY REMEMBER SAFETY FIRST! FOLLOW THE ARROWS CLOSING DATE MIDNIGHT ON 24th DECEMBER 2024 WHEN YOUR ENTRY IS RECEIVED SAFELY BY THE CLUB OFFICE YOU WILL BE SENT A UNIQUE ENTRY CODE. IF YOU DO NOT RECEIVE THIS CODE PLEASE CONTACT THE CLUB BY EMAIL YOUR ENTRY IS NOT VALID WITHOUT THIS CODE.

REMEMBER you must keep your lead rope loose and keep moving forward between obstacles with no circling. If you do have a tight lead rope, stop or circle BETWEEN obstacles you will lose a mark from the next obstacle's score.



6. Santa's little helper.


The handler to carry a large Christmas parcel next to the horse's shoulder. It could have a handle to carry safely. Continue through Obstacle 7 with parcel.



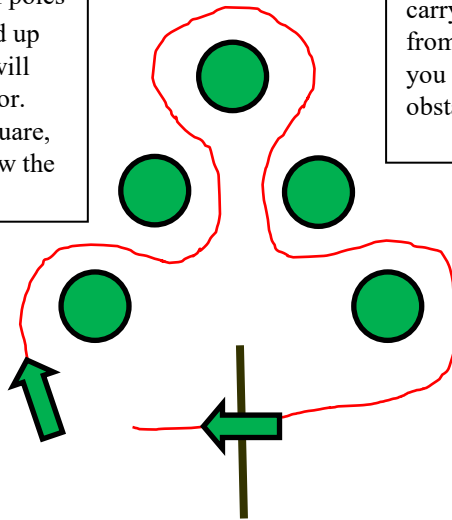
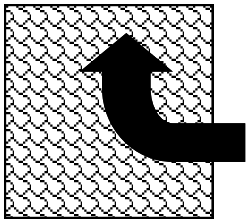
NOTE: CLOSING DATE IS MIDNIGHT ON CHRISTMAS EVE!! CHRISTMAS THEME OPTIONAL

7. Santa's Grotto.

Create a Christmas grotto wide enough to lead your horse through safely at walk. Have fun...it's Christmas! (Remember you are still carrying the present from Obstacle 6 until you are through this obstacle.)



5. Ice Flow. FILL a square of poles with plastic bottles or crunched up balls of paper or similar. You will lose marks if we can see the floor. Walk your horse through the square, handler can be anywhere. Follow the arrow!




8. Bring the Christmas tree home.

Tie a piece of rope to a Christmas tree or some branches and drag it for at least 3m (10feet) on a circle you do not attach the string to the horse you can pull it yourself!



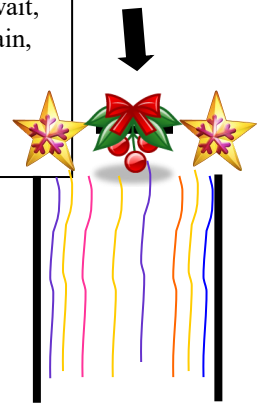
2. Icy pond. Horse and handler to walk across tarpaulin safely. Handler is at horse's right shoulder.



3. Christmas tree. Create this pattern with five cones or markers. Horse and handler to weave around the cones following the RED LINE. Handler is at horse's shoulder.

4. Pole. After the weave, continue following the red line to walk over the trunk of the tree. Horse to walk over a pole placed on the ground without touching it. Handler remains at shoulder.

9. Tinsel Cascade. Turn your curtain into a Christmas masterpiece using tinsel or other festive hangings to create a curtain. Horse to wait, handler walks through curtain, counts to three then asks horse to join him through curtain.



1. Christmas Costume. Dress your horse in a seasonal hat, antlers, wreath, beard or other suitable outfit and let him wear it for the whole course. We must see you putting something on your horse.



10. Your own obstacle. Wow the judges by completing your own obstacle. Have fun!.

START

FINISH