



WALKING ONLY Gold Liberty Trophy December 2024

You may choose to enter at any level each month. There is no promotion system in place. You cannot use any equipment on your horse at this level. THE JUDGE MUST HEAR THE REAL SOUND! DO NOT INCLUDE MUSIC OR A VOCAL COMMENTARY REMEMBER SAFETY FIRST! **CLOSING DATE MIDNIGHT ON 24th December 2024 WHEN YOUR ENTRY IS RECEIVED SAFELY BY THE CLUB OFFICE YOU WILL BE SENT A UNIQUE ENTRY CODE. IF YOU DO NOT RECEIVE THIS CODE PLEASE CONTACT THE CLUB BY EMAIL YOUR ENTRY IS NOT VALID WITHOUT THIS CODE.** REMEMBER you must keep moving forward between obstacles with no circling. If you do stop or circle BETWEEN obstacles you will lose a mark from the next obstacle's score.

6. Santa's little helper.


The handler to carry a large Christmas parcel on the right hand side of the horse and touching the horse's shoulder. Check camera angle! It could have a handle to carry safely. Continue through Obstacle 7 with parcel.



NOTE: CLOSING DATE IS MIDNIGHT ON CHRISTMAS EVE!! CHRISTMAS THEME OPTIONAL

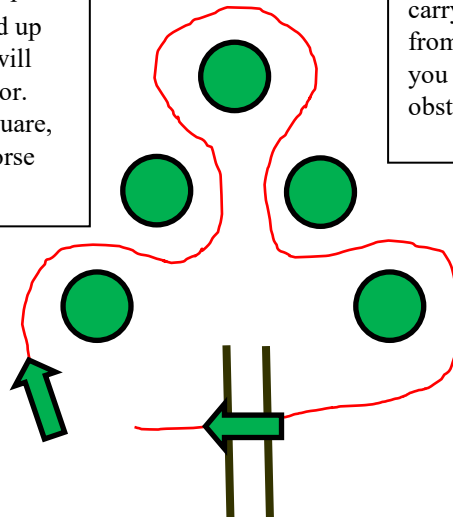

7. Santa's Grotto.

Create a Christmas grotto wide enough to lead your horse through safely at walk. Have fun...it's Christmas! (Remember you are still carrying the present from Obstacle 6 until you are through this obstacle.)



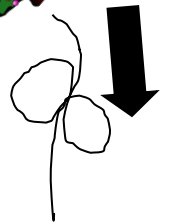
5. Ice Flow.

FILL a square of poles with plastic bottles or scrunched up balls of paper or similar. You will lose marks if we can see the floor. Walk your horse through the square, handler is directly in front of horse Follow the arrow!



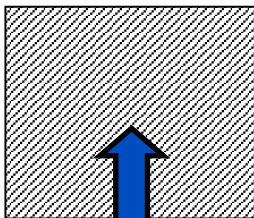
8. Bring the

Christmas tree home. Tie a piece of rope to a Christmas tree or some branches and drag it in a figure eight pattern while leading on the right hand side of the horse. You do not attach the string to the horse you can pull it yourself!



2. Icy pond.

Handler follows horse over tarpaulin at walk.



3. Christmas tree.

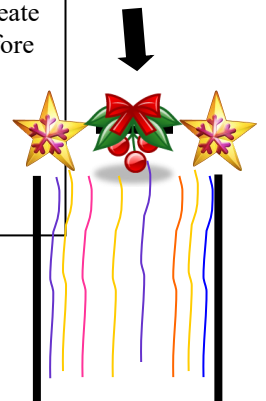
Create this pattern with five cones or markers. Horse, with handler directly behind to weave in walk around the cones following the RED LINE.

4. Pole. After the weave, continue following the red line to walk over the trunk of the tree. Horse to walk over two poles placed on the ground without touching them. Handler is behind horse.

1. Christmas Costume. Dress your horse in a seasonal hat, antlers, wreath, beard or other suitable outfit and let him wear it for the whole course. We must see you putting something onto your horse.



9. Tinsel Cascade. Turn your curtain into a Christmas masterpiece using tinsel or other festive hangings to create a curtain. Horse to turn before curtain and back through it while handler stands still. Handler then walks through.



10. Your own obstacle. Wow the judges by completing your own obstacle. Have fun!.

START

FINISH