



WALKING ONLY Class WO11(ponies), WO12(horses) and WO11d (donkeys, mules)

December 2024 Advanced Two Star, 10 Obstacles each out of 10

Please access your personal profile to see at which level you are currently working .
THE JUDGE MUST HEAR THE REAL SOUND! DO NOT INCLUDE MUSIC OR A VOCAL COMMENTARY REMEMBER SAFETY FIRST! FOLLOW THE ARROWS

CLOSING DATE FOR ENTRIES IS MIDNIGHT ON 24th DECEMBER 2024 WHEN YOUR ENTRY IS RECEIVED SAFELY BY THE CLUB OFFICE YOU WILL BE SENT A UNIQUE ENTRY CODE. IF YOU DO NOT RECEIVE THIS CODE PLEASE CONTACT THE CLUB BY EMAIL YOUR ENTRY IS NOT VALID WITHOUT THIS CODE. REMEMBER you must keep your lead rope loose and keep moving forward between obstacles with no circling. If you do have a tight lead rope, stop or circle BETWEEN obstacles you will lose a mark from the next obstacle's score.

NOTE: CLOSING DATE IS MIDNIGHT ON CHRISTMAS EVE!! CHRISTMAS THEME OPTIONAL


6. Santa's little helper.

The horse to carry a large Christmas parcel. It could have a handle to carry safely. Continue through Obstacle 7 with parcel. Handler can be anywhere.



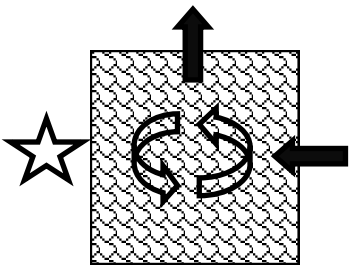
7. Santa's Grotto.

Create a Christmas grotto wide enough to lead your horse through safely at walk. Have fun...it's Christmas! (Remember the horse is still carrying the present from Obstacle 7 until you are through this obstacle.)



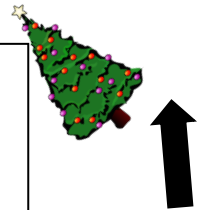
5. Ice Flow. FILL a square of poles

with plastic bottles or scrunched up balls of paper or similar. You will lose marks if we can see the floor. Horse to walk into square and turn a complete circle before leaving. Follow arrows. Handler stands STILL at star.



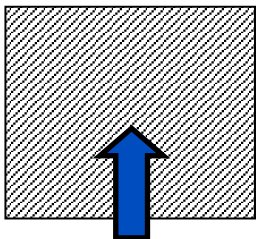
8. Bring the Christmas tree home. Tie a piece of rope to a Christmas tree or some branches and drag it

while you and the horse back up for at least four steps. Handler is on the right hand side of the horse, you do not attach the string to the horse you can pull it yourself!



2. Icy pond. Horse to walk across tarpaulin.

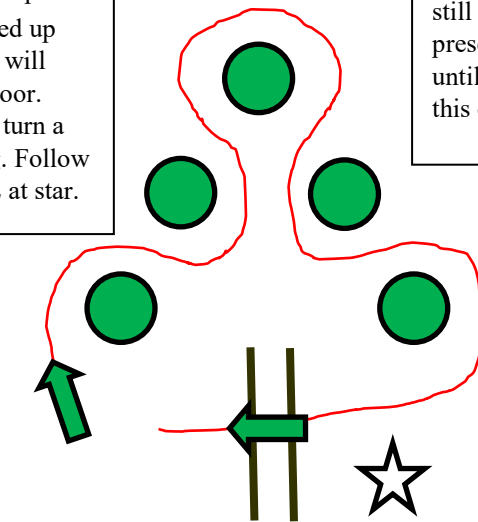
Handler is behind horse but does not step onto tarpaulin.



3. Christmas tree. Create this pattern

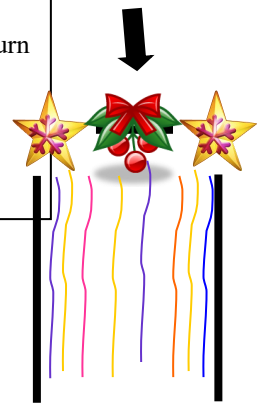
with five cones or markers. Horse to weave in walk around the cones following the RED LINE. Handler stands at star.

4. Pole. After the weave, horse to continue following the red line to walk over the trunk of the tree. Horse to walk over two poles placed on the ground without touching them. Handler remains at star until horse is clear of 3 and 4.



9. Tinsel Cascade. Turn your curtain into a Christmas masterpiece using tinsel or other festive hangings to create a curtain.

Horse to turn before curtain and back through it while handler stands still. Handler then walks through.



1. Christmas Costume. Dress your horse in a seasonal hat, antlers, wreath, beard or other suitable outfit and let him wear it for the whole course.



START

FINISH

10. Your own obstacle. Wow the judges by completing your own obstacle. Have fun!.