

# Bronze Liberty Trophy and Walking Only Bronze Liberty Trophy

## December 2024 10 Obstacles each out of 10

You may choose each month which level to work at. There is NO promotion system. You may use a head collar/halter and/or a neck rope, (not connected to the halter) but when you use either to control or manoeuvre your horse you will lose points. **THE JUDGE MUST HEAR THE REAL SOUND! DO NOT INCLUDE MUSIC OR A VOCAL COMMENTARY REMEMBER SAFETY FIRST! CLOSING DATE MIDNIGHT 24th December 2024 WHEN YOUR ENTRY IS RECEIVED SAFELY BY THE CLUB OFFICE YOU WILL BE SENT A UNIQUE ENTRY CODE. IF YOU DO NOT RECEIVE THIS CODE PLEASE CONTACT THE CLUB BY EMAIL YOUR ENTRY IS NOT VALID WITHOUT THIS CODE.** REMEMBER you must keep your lead rope loose and keep moving forward between obstacles with no circling. If you do have a tight lead rope, stop or circle BETWEEN obstacles you will lose a mark from the next obstacle's score.



### 6. Santa's little helper.


Handler to roll or carry a large Christmas parcel. It could be a wrapped ball or a present with a handle to carry safely. Continue through Obstacle 7 with parcel.



**NOTE: CLOSING DATE IS MIDNIGHT ON CHRISTMAS EVE!! CHRISTMAS THEME OPTIONAL**

### 7. Santa's Grotto.

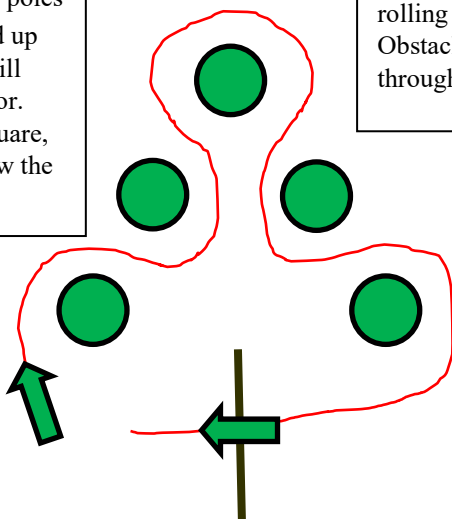

Create a Christmas grotto wide enough to lead your horse through safely at walk. Have fun...it's Christmas! (Remember you are still carrying or rolling the present from Obstacle 6 until you are through this obstacle.)



### 8. Bring the Christmas tree home.

Tie a piece of rope to a Christmas tree or some branches and drag it for at least 3m (10feet) you do not attach the string to the horse you can pull it yourself!


**5. Ice Flow.** FILL a square of poles with plastic bottles or scrunched up balls of paper or similar. You will lose marks if we can see the floor. Walk your horse through the square, handler can be anywhere. Follow the arrow!



**3. Christmas tree.** Create this pattern with five cones or markers. Horse to weave around the cones following the RED LINE. Handler can be anywhere.


**4. Pole.** After the weave, continue following the red line to walk over the trunk of the tree. Horse to walk over a pole placed on the ground without touching it.

**2. Icy pond.** Horse to walk across tarpaulin. Handler can be anywhere.



### 9. Tinsel Cascade.

Turn your curtain into a Christmas masterpiece using tinsel or other festive hangings to create a curtain. Lead your horse through safely at walk.



**1. Christmas Costume.** Dress your horse in a seasonal hat, antlers, wreath, beard or other suitable outfit and let him wear it for the whole course. We must see you put something on your horse.



**START**

**FINISH**

**10. Your own obstacle.** Wow the judges by completing your own obstacle. Have fun!.