



Class 11(ponies), 12(horses) and 11d (Donkeys and mules) December 2024

Advanced Two Star Level, 10 Obstacles each out of 10. Open to anyone

competing at Advanced One Star. ADVANCED ONE STAR LEVEL MEMBERS MAY CHOOSE TO ENTER THIS CLASS. THE JUDGE MUST HEAR THE REAL SOUND! DO NOT INCLUDE MUSIC OR A VOCAL COMMENTARY REMEMBER SAFETY FIRST!

FOLLOW THE ARROWS CLOSING DATE FOR ENTRIES IS MIDNIGHT ON 24th December 2024 WHEN YOUR ENTRY IS RECEIVED SAFELY BY THE CLUB OFFICE YOU WILL BE SENT A UNIQUE ENTRY CODE. IF YOU DO NOT RECEIVE THIS CODE PLEASE CONTACT THE CLUB BY EMAIL YOUR ENTRY IS NOT VALID WITHOUT THIS CODE.

REMEMBER you must keep your lead rope loose and keep moving forward between obstacles with no circling. If you do have a tight lead rope, stop or circle BETWEEN obstacles you will lose a mark from the next obstacle's score.

NOTE: CLOSING DATE IS MIDNIGHT ON CHRISTMAS EVE!! CHRISTMAS THEME OPTIONAL

6. Santa's little helper.

The horse to carry a large Christmas parcel. It could have a handle to carry safely. Continue through Obstacle 7 with parcel. Handler can be anywhere.



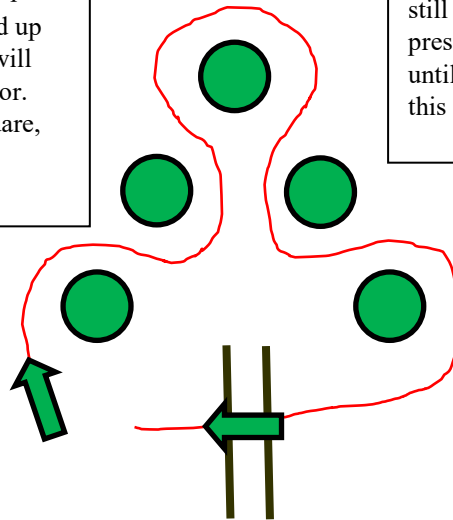

7. Santa's Grotto.

Create a Christmas grotto wide enough to lead your horse through safely at walk. Have fun...it's Christmas! (Remember the horse is still carrying the present from Obstacle 7 until you are through this obstacle.)



5. Ice Flow. FILL a square of poles

with plastic bottles or scrunched up balls of paper or similar. You will lose marks if we can see the floor. Trot your horse through the square, handler stands STILL at star.



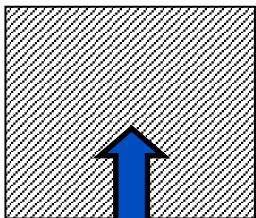
8. Bring the Christmas tree home.

Tie a piece of rope to a Christmas tree or some branches and drag it while you and the horse back up for at least four steps. Handler is on the right hand side of the horse, you do not attach the string to the horse you can pull it yourself!



2. Icy pond. Horse to trot

across tarpaulin followed by handler.




3. Christmas tree. Create this pattern

with five cones or markers. Horse to weave in trot around the cones following the RED LINE. Handler follows directly behind.

4. Pole. After the weave, continue following the red line to trot over the trunk of the tree. Horse to trot over two poles placed on the ground without touching them. Handler follows behind horse.

9. Tinsel Cascade. Turn

your curtain into a Christmas masterpiece using tinsel or other festive hangings to create a curtain. Horse to canter through, handler goes around outside.



1. Christmas Costume. Dress

your horse in a seasonal hat, antlers, wreath, beard or other suitable outfit and let him wear it for the whole course. We must see you putting something on your horse.



10. Your own obstacle.

Wow the judges by completing your own obstacle. Have fun!.

START

FINISH