



Class 9 (ponies) and 10 (horses) and 9d (Donkeys and Mules)

December 2024 Advanced One Star Level, 10 Obstacles each out of 10

Please access your personal profile to see at which level you are currently working .

THE JUDGE MUST HEAR THE REAL SOUND! DO NOT INCLUDE MUSIC OR A VOCAL COMMENTARY REMEMBER SAFETY FIRST! FOLLOW THE ARROWS

CLOSING DATE FOR ENTRIES IS MIDNIGHT ON 24th December 2024 WHEN YOUR ENTRY IS RECEIVED SAFELY BY THE CLUB OFFICE YOU WILL BE SENT A UNIQUE ENTRY CODE. IF YOU DO NOT RECEIVE THIS CODE PLEASE CONTACT THE CLUB BY EMAIL YOUR ENTRY IS NOT VALID WITHOUT THIS CODE. REMEMBER you must keep your lead rope loose and keep moving forward between obstacles with no circling. If you do have a tight lead rope, stop or circle BETWEEN obstacles you will lose a mark from the next obstacle's score.

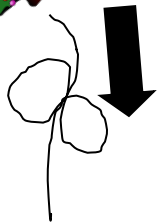

NOTE: CLOSING DATE IS MIDNIGHT ON CHRISTMAS EVE!! CHRISTMAS THEME OPTIONAL

6. Santa's little helper. The handler to carry a large Christmas parcel on the right hand side of the horse and touching the horse's shoulder. Check camera angle! It could have a handle to carry safely. Continue through Obstacle 7 with parcel.

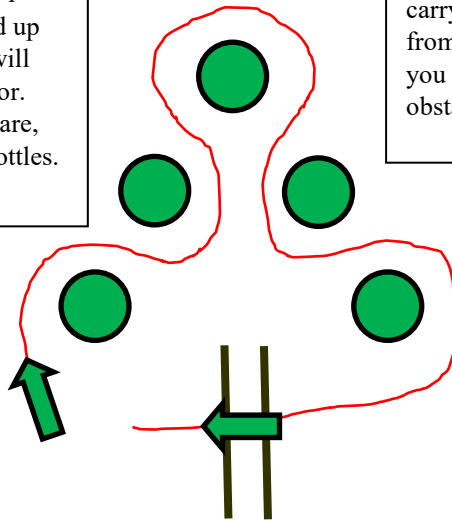
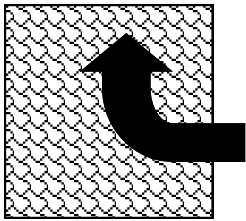


7. Santa's Grotto.

Create a Christmas grotto wide enough to lead your horse through safely at walk. Have fun...it's Christmas! (Remember you are still carrying the present from Obstacle 6 until you are through this obstacle.)



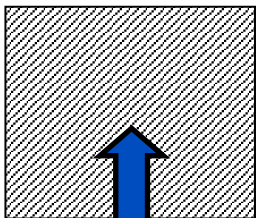
5. Ice Flow. FILL a square of poles with plastic bottles or scrunched up balls of paper or similar. You will lose marks if we can see the floor. Trot your horse through the square, handler does not step into the bottles. Follow the arrow!



8. Bring the Christmas tree home.

Tie a piece of rope to a Christmas tree or some branches and drag it in a figure eight pattern while leading on the right hand side of the horse. You do not attach the string to the horse you can pull it yourself!


2. Icy pond. Horse and handler to trot across tarpaulin safely with handler at horse's right shoulder.



3. Christmas tree. Create this pattern with five cones or markers. Horse and handler to weave in trot around the cones following the RED LINE. Handler is at horse's shoulder.

4. Pole. After the weave, continue following the red line to trot over the trunk of the tree. Horse to trot over two poles placed on the ground without touching them.

9. Tinsel Cascade. Turn your curtain into a Christmas masterpiece using tinsel or other festive hangings to create a curtain. Horse to trot through followed by handler.



1. Christmas Costume. Dress your horse in a seasonal hat, antlers, wreath, beard or other suitable outfit and let him wear it for the whole course. We must see you putting something on your horse.



10. Your own obstacle. Wow the judges by completing your own obstacle. Have fun!.

START

FINISH