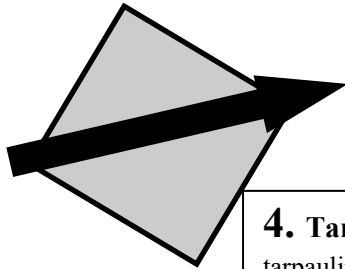



WALKING ONLY Silver Liberty Trophy November 2024

You may choose each month to compete at any level. There is no promotion system in place. You may use a neck rope on your horse but when you use it to control or manoeuvre your horse you will lose points. No halter/headcollar on horse.

THE JUDGE MUST HEAR THE REAL SOUND! DO NOT INCLUDE MUSIC OR A VOCAL COMMENTARY REMEMBER SAFETY FIRST! CLOSING DATE MIDNIGHT ON 30th November 2024 WHEN YOUR ENTRY IS RECEIVED SAFELY BY THE CLUB OFFICE YOU WILL BE SENT A UNIQUE ENTRY CODE. IF YOU DO NOT RECEIVE THIS CODE PLEASE CONTACT THE CLUB BY EMAIL YOUR ENTRY IS NOT VALID WITHOUT THIS CODE. REMEMBER you must keep your lead rope loose (if used) and keep moving forward between obstacles with no circling. If you do have a tight lead rope, stop or circle BETWEEN obstacles you will lose a mark from the next obstacle's score.



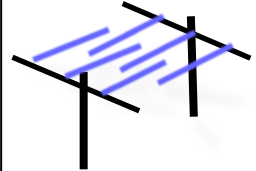
5. Pole. Horse to walk over pole with front feet, halt for three seconds then then back up over pole without touching it with his feet, then walk on over pole.



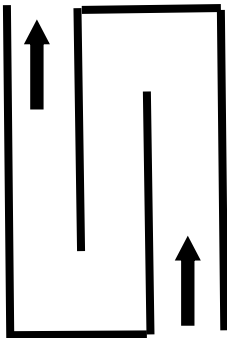
6. Wheelbarrow. Handler to push a wheelbarrow, pushchair, stroller, pram, any wheeled vehicle in front of him while safely leading his horse for 5m (15ft).

4. Tarpaulin. Walk horse across the tarpaulin from corner to corner. Horse must walk over the **corners**. Handler must walk beside horse on tarpaulin and level with his hip.

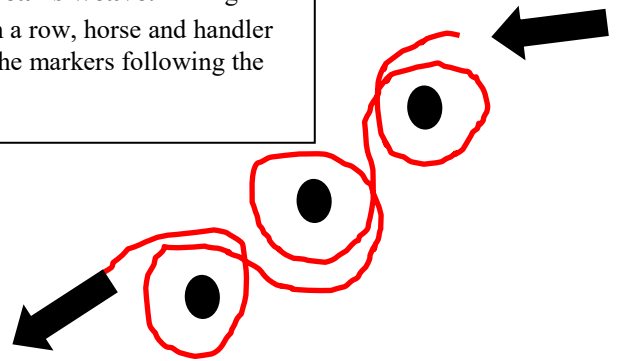
7. Noodle walk. Guide your horse through six noodles safely in walk. See Handbook for construction help. Make sure noodles are at horse's chest height.



3. S bend. Build this carefully. Refer to handbook for sizing and see arrows on this diagram. Horse and handler to walk through S bend without touching or stepping over poles.



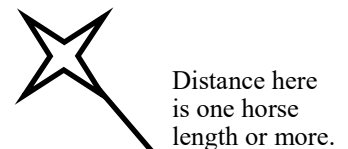
8. String of pearls weave. Arrange three markers in a row, horse and handler to lead around the markers following the red line.



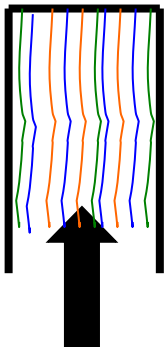
2. Pole. Place a pole on the ground. Horse to walk over middle of pole and halt with his front feet only over the pole, the pole under his belly. Count to three then horse to sidepass off pole before walking on. Horse must not touch pole at any time.



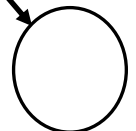
9. Send. Handler stands at star with horse beside him and THEN sends horse to stand front feet in hoop. Feet must not touch hoop.



1. Curtain. Horse to walk through curtain, handler goes around the outside keeping level with horse's shoulder.



10. Horse must stand still for a count of three seconds then handler goes to horse and leads him out of hoop without his feet touching it.



START

FINISH