



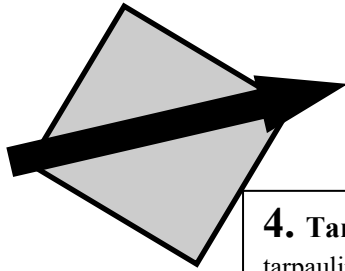
# WALKING ONLY Class WO3(ponies),WO4(horses)WO3d (donkeys,mules)

## November 2024 First Level 10 Obstacles each out of 10

Please access your personal profile to see at which level you are currently working if you enter at the wrong level your entry will be assessed non-competitively and the results not entered.

**THE JUDGE MUST HEAR THE REAL SOUND! DO NOT INCLUDE MUSIC OR A VOCAL COMMENTARY REMEMBER SAFETY FIRST! FOLLOW THE ARROWS**

**CLOSING DATE FOR ENTRIES IS MIDNIGHT ON 30th November 2024 WHEN YOUR ENTRY IS RECEIVED SAFELY BY THE CLUB OFFICE YOU WILL BE SENT A UNIQUE ENTRY CODE. IF YOU DO NOT RECEIVE THIS CODE PLEASE CONTACT THE CLUB BY EMAIL YOUR ENTRY IS NOT VALID WITHOUT THIS CODE. REMEMBER you must keep your lead rope loose and keep moving forward between obstacles with no circling. If you do have a tight lead rope, stop or circle BETWEEN obstacles you will lose a mark from the next obstacle's score.**



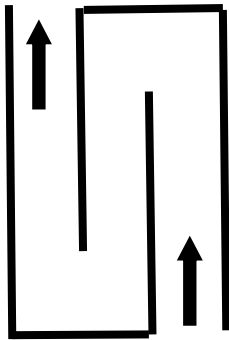
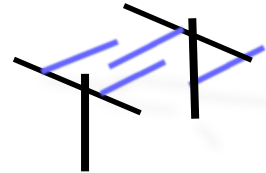
**5. Pole.** Horse to walk over pole with front feet, halt then back up over pole without touching it with his feet, then walk on over pole.



**6. Wheelbarrow.** Handler to push a wheelbarrow, pushchair, stroller, pram, any wheeled vehicle in front of him while safely leading his horse for 4m (13ft).

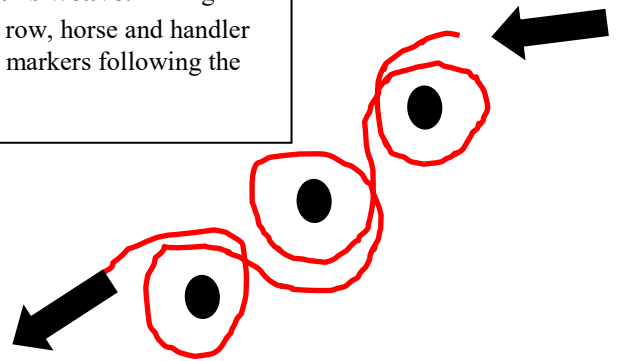
**4. Tarpaulin.** Walk horse across the tarpaulin from corner to corner. Horse must walk over the **corners**. Handler must also walk over tarpaulin but doesn't need to walk over corners.

**7. Noodle walk.** Guide your horse safely through 4 noodles. See Handbook for construction help. Make sure noodles are at horse's chest height.

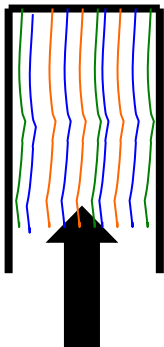


**3. S bend.** Build this carefully. Refer to handbook for sizing and see arrows on this diagram. Horse to walk through S bend without touching or stepping over poles. Handler can be anywhere.

**8. String of pearls weave.** Arrange three markers in a row, horse and handler to lead around the markers following the red line.



**2. Pole.** Place a pole on the ground. Horse to walk over pole and halt with his front feet only over the pole, the pole under his belly. Count to three then walk on over pole. Horse must not touch pole at any time.



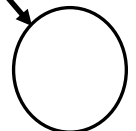
**1. Curtain.** Horse to walk through curtain, handler goes around the outside passing rope around upright.

**9. Send.** Handler stands at star with horse beside him and THEN sends horse to stand front feet in hoop. Feet must not touch hoop.



Distance here is half a horse length or more.

**10.** Horse must stand still for a count of three seconds then handler goes to horse and leads him out of hoop without his feet touching it.



**START**

**FINISH**