



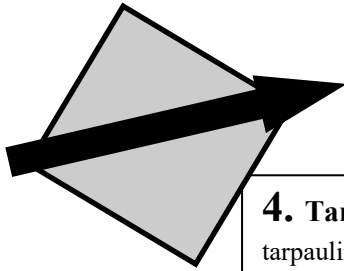
WALKING ONLY Class WO7(ponies),WO8(horses) and WO7d (donkeys,mules)

November 2024 Advanced Level, 10 Obstacles each out of 10


Please access your personal profile to see at which level you are currently working .

THE JUDGE MUST HEAR THE REAL SOUND! DO NOT INCLUDE MUSIC OR A VOCAL COMMENTARY REMEMBER SAFETY FIRST! FOLLOW THE ARROWS

CLOSING DATE FOR ENTRIES IS MIDNIGHT ON 30th NOVEMBER 2024 WHEN YOUR ENTRY IS RECEIVED SAFELY BY THE CLUB OFFICE YOU WILL BE SENT A UNIQUE ENTRY CODE. IF YOU DO NOT RECEIVE THIS CODE PLEASE CONTACT THE CLUB BY EMAIL YOUR ENTRY IS NOT VALID WITHOUT THIS CODE. REMEMBER you must keep your lead rope loose and keep moving forward between obstacles with no circling. If you do have a tight lead rope, stop or circle BETWEEN obstacles you will lose a mark from the next obstacle's score.

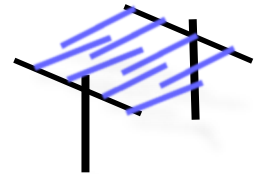


5. Pole. Horse to walk over pole with his front feet and halt for a count of five, then back up over pole without touching it with his feet then walk on over pole.

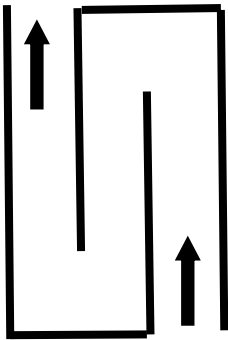


6. Wheelbarrow. Handler to push a wheelbarrow, pushchair, stroller, pram, any wheeled vehicle in a circle while safely leading horse.

4. Tarpaulin. Walk horse across the tarpaulin from corner to corner. Horse must walk over the **corners**. Handler must be on tarpaulin beside the horse, at their right hip.

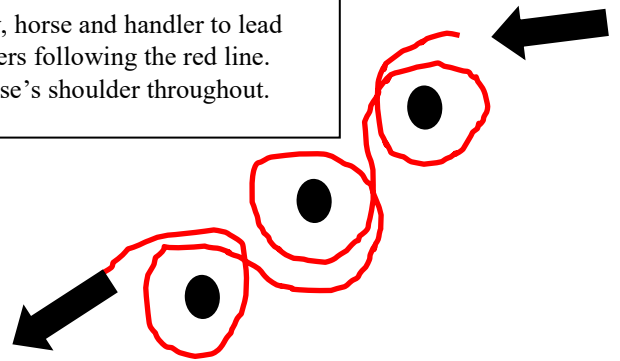


3. S bend. Build this carefully. Refer to handbook for sizing and see arrows on this diagram. Horse and handler to walk through S bend without touching or stepping over poles. Handler is in front of horse facing direction of travel and not looking back.



7. Noodle walk. Guide your horse safely through eight noodles at walk. See Handbook for construction help. Make sure noodles are at horse's chest height.

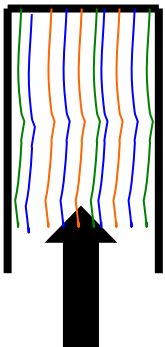
8. String of pearls weave. Arrange three markers in a row, horse and handler to lead around the markers following the red line. Handler is at horse's shoulder throughout.



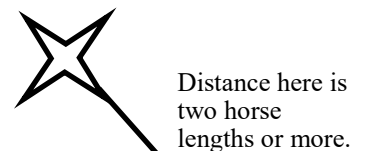
2. Pole. Place a pole on the ground. Horse to walk over middle of pole and halt with his front feet only over the pole, the pole under his belly. Count to five then horse to sidepass off pole before walking on. Horse must not touch pole at any time.



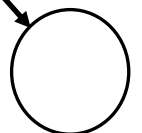
1. Curtain. Horse to walk through curtain, handler goes around the outside but remains level with horse's hip.



9. Send. Handler stands at star with horse beside him and THEN sends horse to stand front feet in hoop. Feet must not touch hoop.



10. Horse must stand still for a count of three seconds then handler goes to horse and leads him out of hoop without his feet touching it.



START

FINISH