

WALKING ONLY Class WO11(ponies), WO12(horses) and WO11d (donkeys, mules)

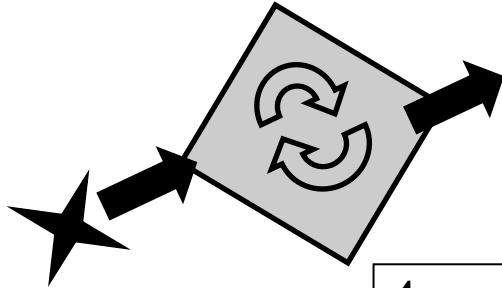
November 2024 Advanced Two Star, 10 Obstacles each out of 10

Please access your personal profile to see at which level you are currently working .

THE JUDGE MUST HEAR THE REAL SOUND! DO NOT INCLUDE MUSIC OR A VOCAL COMMENTARY REMEMBER SAFETY FIRST! FOLLOW THE ARROWS

CLOSING DATE FOR ENTRIES IS MIDNIGHT ON 30th NOVEMBER 2024 WHEN YOUR ENTRY IS RECEIVED SAFELY BY THE CLUB OFFICE YOU WILL BE SENT A UNIQUE ENTRY CODE. IF YOU DO NOT RECEIVE THIS CODE PLEASE CONTACT THE CLUB BY EMAIL

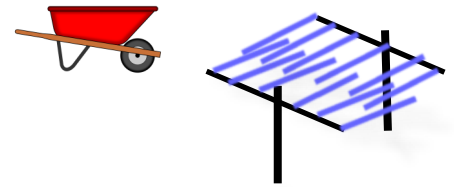
YOUR ENTRY IS NOT VALID WITHOUT THIS CODE. REMEMBER you must keep your lead rope loose and keep moving forward between obstacles with no circling. If you do have a tight lead rope, stop or circle BETWEEN obstacles you will lose a mark from the next obstacle's score.



5. Pole. Horse to walk over pole with all four feet and halt for a count of five, then back up over pole with all feet without touching it, then walk on over pole. Handler remains standing still throughout this whole obstacle from start to finish.

6. Wheelbarrow. Handler to push a wheelbarrow, pushchair, stroller, pram, any wheeled vehicle in a figure of eight shape while safely leading horse.

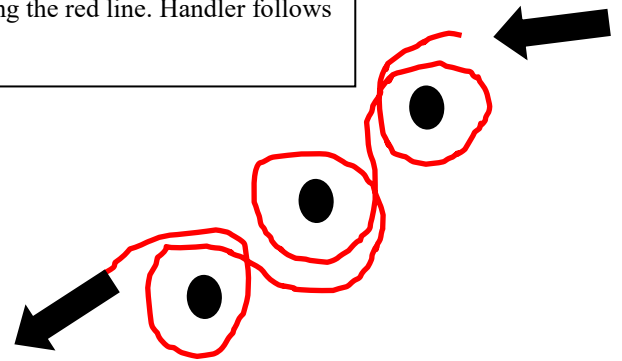
4. Tarpaulin. Handler stays at X. Horse walks over **corner**, and without stopping turns a complete circle then walks over the second **corner**. Handler then crosses tarpaulin **corner to corner** to join horse.



3. EXTENDED S bend. Build this carefully see extra poles have been added here. Horse to walk through S bend without touching or stepping over poles. Handler follows horse.

7. Noodle walk. Guide your horse safely through twelve noodles at walk. See Handbook for construction help. Make sure noodles are at horse's chest height.

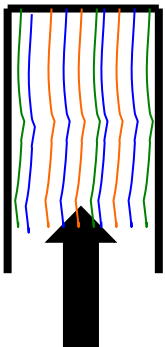
8. String of pearls weave. Arrange three markers in a row, horse to walk around the markers following the red line. Handler follows directly behind.



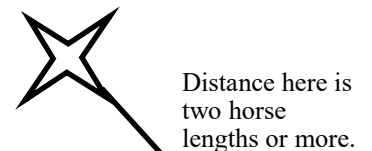
2. Pole. Place a pole on the ground with a cone placed in the centre. Horse to walk to the end of the pole without walking over it first then he sidepasses along the pole (the pole and cone will be under his belly) until he is clear of the pole. Then walks on. At no time must the horse touch the pole.



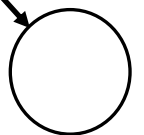
1. Curtain. Horse to turn before curtain and back through followed by handler.



9. Send. Handler stands at star with horse beside him and THEN sends horse to stand hind feet in hoop. Front feet must not step into hoop. Feet must not touch hoop.



10. Horse must stand still for a count of five seconds then handler goes to horse and leads him out of hoop without his feet touching it.



START

FINISH