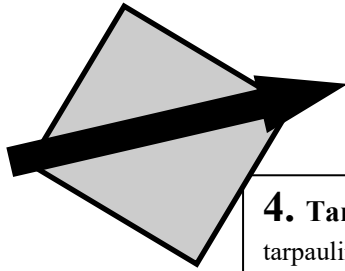




Gold Liberty Trophy November 2024 10 Obstacles each out of 10

You may enter at any level, there is no promotion system.. You cannot use any equipment on your horse at this level.

THE JUDGE MUST HEAR THE REAL SOUND! DO NOT INCLUDE MUSIC OR A VOCAL COMMENTARY REMEMBER SAFETY FIRST! CLOSING DATE MIDNIGHT ON 30th November 2024 WHEN YOUR ENTRY IS RECEIVED SAFELY BY THE CLUB OFFICE YOU WILL BE SENT A UNIQUE ENTRY CODE. IF YOU DO NOT RECEIVE THIS CODE PLEASE CONTACT THE CLUB BY EMAIL YOUR ENTRY IS NOT VALID WITHOUT THIS CODE. REMEMBER you must keep moving forward between obstacles with no circling. If you stop or circle BETWEEN obstacles you will lose a mark from the next obstacle's score.



5. Pole. Horse to walk over pole with all four feet and halt for a count of five, then back up over pole with all feet without touching it, then walk on over pole. Handler remains standing still throughout this whole obstacle from start to finish.

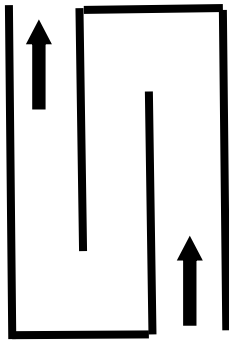


6. Wheelbarrow. Handler to push a wheelbarrow, pushchair, stroller, pram, any wheeled vehicle in a figure of eight shape while safely leading horse.

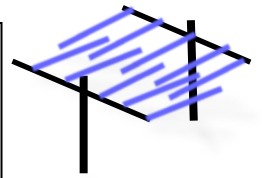


4. Tarpaulin. Trot horse across the tarpaulin from corner to corner. Horse must trot over the **corners**. Handler follows horse across and also goes corner to corner.

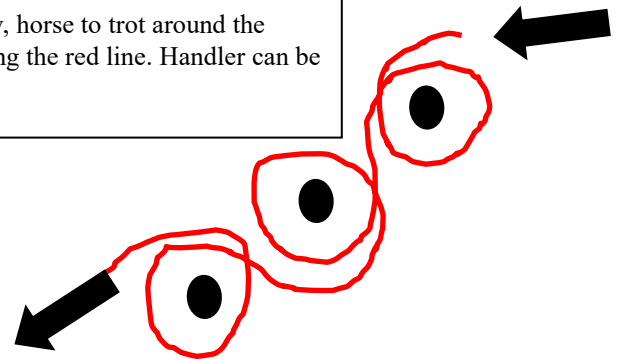
3. S bend. Build this carefully. Refer to handbook for sizing and see arrows on this diagram. Horse to walk through S bend without touching or stepping over poles. Handler is at star throughout keeping feet STILL.



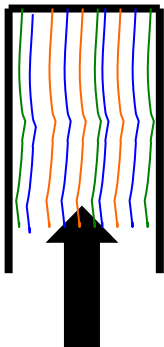
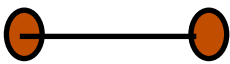
7. Noodle walk. Guide your horse safely through ten noodles at walk. See Handbook for construction help. Make sure noodles are at horse's chest height.



8. String of pearls weave. Arrange three markers in a row, horse to trot around the markers following the red line. Handler can be anywhere.



2. Jump. Horse OR handler to jump from TROT. But both must pass the jump together so that the belly of the horse and the handler are level as the jump is made. Handler is on RIGHT side of horse.



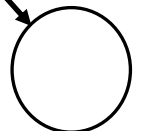
1. Curtain. Horse to trot through curtain, handler goes around the outside level with horse's shoulder.

9. Send. Handler stands at star with horse beside him and THEN sends horse to stand hind feet in hoop. Front feet may go through first. Feet must not touch hoop.



Distance here is two horse lengths or more.

10. Horse must stand still for a count of five seconds then handler goes to horse and leads him out of hoop without his



START

FINISH