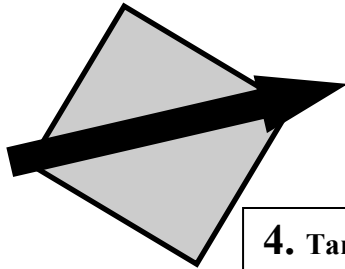




Bronze Liberty Trophy and Walking Only Bronze Liberty Trophy

November 2024 10 Obstacles each out of 10

You may choose each month which level to work at. There is NO promotion system. You may use a head collar/halter and/or a neck rope, (not connected to the halter) but when you use either to control or manoeuvre your horse you will lose points. **THE JUDGE MUST HEAR THE REAL SOUND! DO NOT INCLUDE MUSIC OR A VOCAL COMMENTARY REMEMBER SAFETY FIRST! CLOSING DATE MIDNIGHT 30th November 2024 WHEN YOUR ENTRY IS RECEIVED SAFELY BY THE CLUB OFFICE YOU WILL BE SENT A UNIQUE ENTRY CODE. IF YOU DO NOT RECEIVE THIS CODE PLEASE CONTACT THE CLUB BY EMAIL YOUR ENTRY IS NOT VALID WITHOUT THIS CODE.** REMEMBER you must keep your lead rope loose and keep moving forward between obstacles with no circling. If you do have a tight lead rope, stop or circle BETWEEN obstacles you will lose a mark from the next obstacle's score.



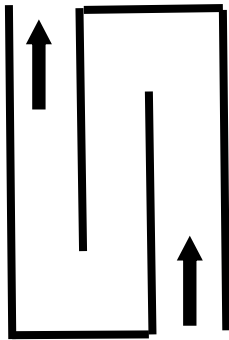
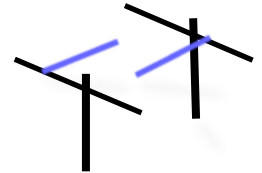
5. Pole. Horse to walk over pole with front feet, halt then back up over pole without touching it with his feet, then walk on over pole.



6. Wheelbarrow. Handler to push a wheelbarrow, pushchair, stroller, pram, any wheeled vehicle in front of him while safely leading his horse for 3 m (10ft).

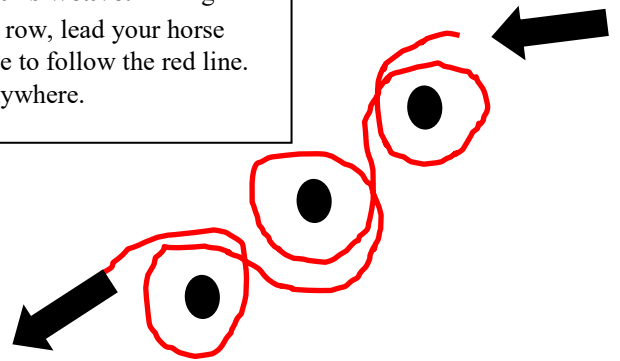
4. Tarpaulin. Walk horse across the tarpaulin from corner to corner. Horse must walk over the **corners**. Handler can be anywhere.

7. Noodle walk. Guide your horse safely through two noodles. See Handbook for construction help. Make sure noodles are at horse's chest height.

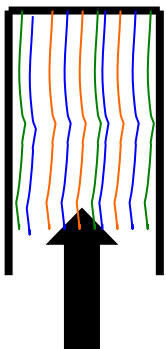
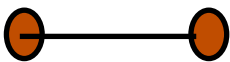


3. S bend. Build this carefully. Refer to handbook for sizing and see arrows on this diagram. Horse to walk through S bend without touching or stepping over poles. Handler can be anywhere.

8. String of pearls weave. Arrange three markers in a row, lead your horse around them, horse to follow the red line. Handler can be anywhere.



2. Jump. Horse OR handler to jump. But both must pass the jump together so that the belly of the horse and the handler are level as the jump is made.



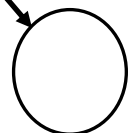
1. Curtain. Horse and handler to walk through the curtain safely

9. Send. Handler stands at star with horse beside him and THEN sends horse to stand front feet in hoop. Feet must not touch hoop.



Distance here is half a horse length or more.

10. Horse must stand still for a count of three seconds then handler goes to horse and leads him out of hoop without his feet touching it.



START

FINISH