



YES you can now compete with other animals in Agility competitions!

**No equines can compete in this competition.**

This is a FUN class but every entry receives a score sheet and feedback.

**November/December 2024 CLOSING DATE 31st December 2024**

We have designed a simple agility course for you to build at home. You will need to adjust the size of each obstacle to suit the size of your animal. A hamster will need a much smaller course than a llama!! This month we have a simple six obstacle course for you to set up. You will find the course plan on page 2 with instructions on how to complete it. Read the notes carefully so that you don't lose valuable marks!!

For this month's course you will need:

- 1.A festive costume for your animal to wear.**
- 2.Five cones or markers to create a weave.**
- 3.A pole laid on the ground of a suitable size for your animal.**
- 4.A tarpaulin or carpet for the animal to walk over.**
- 5.A Christmas corner to walk through.**
- 6. A curtain. That is a frame with ribbons or streamers hanging down from the top. Make sure the curtain is thick enough. Skinny curtains will lose marks.**



Here is your course diagram for Any Other Animal Agility (not equines) November/December 2024 and instructions.

Build the course as close to the plan as you can, following the instructions on how to build the obstacles on page 1. Follow the arrows as you complete the course. They are important!

You may use a headcollar, lead, neck rope or work your animal loose—at liberty, (fly rugs, protective equipment etc are allowed) You may use treats and clickers but NOT WHIPS OR STICKS OF ANY KIND. THE ANIMAL SHOULD BE SEEN TO BE OBVIOUSLY COMFORTABLE AS HE NEGOTIATES THE OBSTACLES. ANY ABUSE OF THE ANIMAL WILL RESULT IN INSTANT ELIMINATION FROM THE COMPETITION.

Complete the course in number order following the arrows and instructions shown in each box.

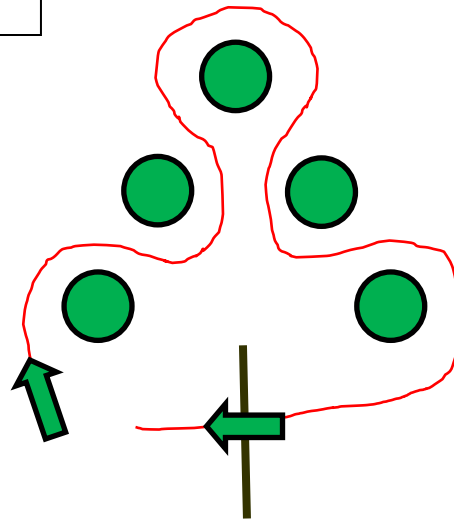
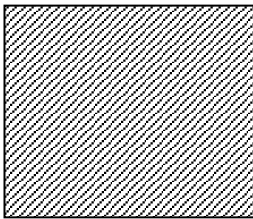
You must not stop or circle BETWEEN obstacles.

The course must be videoed without a break in the filming with the animal and the handler being in shot the whole time. Do make sure that the obstacle is clearly in view when being negotiated

**GOOD LUCK!**

**NOTE: CLOSING DATE IS MIDNIGHT  
31st December 2024  
CHRISTMAS THEME OPTIONAL**

**3. Icy pond.** Animal to walk across tarpaulin. Handler can be anywhere.



**4. Santa's Grotto.**

Create a Christmas grotto wide enough to lead your animal through safely at walk. Have fun...it's Christmas!



**2. Christmas tree.** Create this pattern with five cones or markers. Animal to weave around the cones following the RED LINE then continue following the red line to walk over a pole laid on the ground as shown (the trunk of the tree!) without touching it.




**1. Christmas Costume.**

Dress your animal in a seasonal hat, antlers, wreath, beard or other suitable outfit and let him wear it for the whole course.

**5. Tinsel Cascade.**

Turn your curtain into a Christmas masterpiece using tinsel or other festive hangings to create a curtain. Lead your animal through at safely walk.



**START**

**FINISH**