



## YOUNG HORSE, PONY, DONKEY, MULE Class (6months to 2 years old)

THIS COURSE IS FOR EQUINES WHO ARE UNABLE TO ENTER THE REGULAR COURSES HE CANNOT COMPETE IN BOTH

OCTOBER 2024

5 Obstacles each marked out of 10

THE JUDGE MUST HEAR THE REAL SOUND! DO NOT INCLUDE MUSIC OR A VOCAL

COMMENTARY REMEMBER SAFETY FIRST! **CLOSING DATE MIDNIGHT ON 31st OCTOBER**

**2024 WHEN YOUR ENTRY IS RECEIVED SAFELY BY THE CLUB OFFICE YOU WILL BE SENT A UNIQUE**

**ENTRY CODE. IF YOU DO NOT RECEIVE THIS CODE PLEASE CONTACT THE CLUB BY EMAIL YOUR**

**ENTRY IS NOT VALID WITHOUT THIS CODE. You may use a headcollar/ halter and leadrope, neck rope or work at**

**liberty BUT REMEMBER you must keep your lead rope loose (if used) and keep moving forward between obstacles**

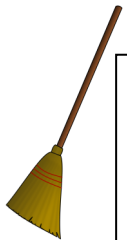
**with no circling. If you do have a tight lead rope, stop or circle BETWEEN obstacles you will lose a mark from the next obstacle's score.**



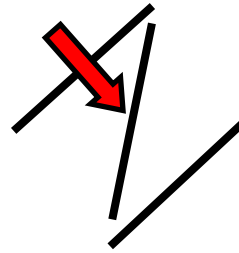
Halloween

**5. Spooky Corner.** Create a scary corner that has scary things on both sides and has a **sharp** corner to walk round (see arrow), can be as wide as is safe for you and the horse. Handler leads horse at walk.

Halloween theme fun, but optional!



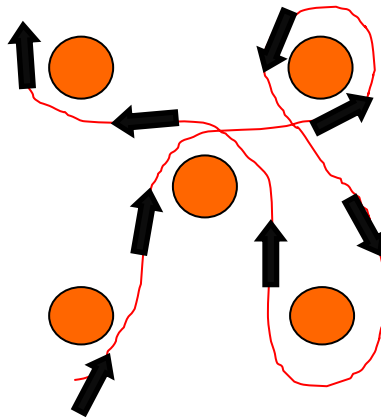
**4. Broomstick.** Pick up a broom and carry it safely while going through the scary corner.



**6. Forest floor.** Lay 3 poles on the floor as shown in the diagram. Horse to walk over the poles, carefully stepping between them without touching poles. Handler can be anywhere.

### 3. Pumpkin patch.

Horse to weave at walk through five cones or markers (or pumpkins!) set out as per the diagram. Handler can be anywhere. Follow the red line!



**FINISH**



### 2. Swampy tarpaulin.

Horse to walk across the swamp (tarpaulin) Handler can be anywhere.

### 1. Cloak. Get dressed up !

Put on a long cape or cloak, (witches/wizard hat optional)! Continue wearing for the whole course. We must see the dress up!



**START**